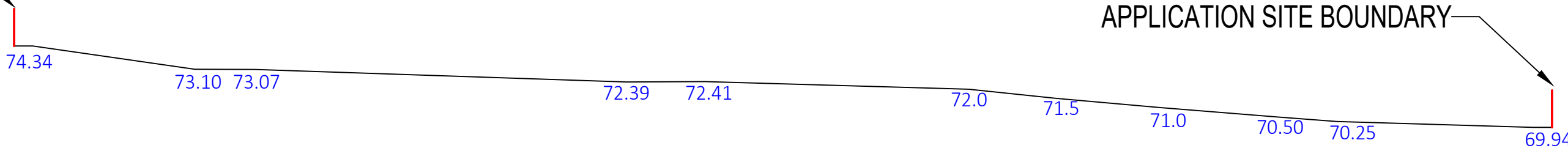


SECTION A-A'

APPLICATION SITE BOUNDARY



APPLICATION SITE BOUNDARY

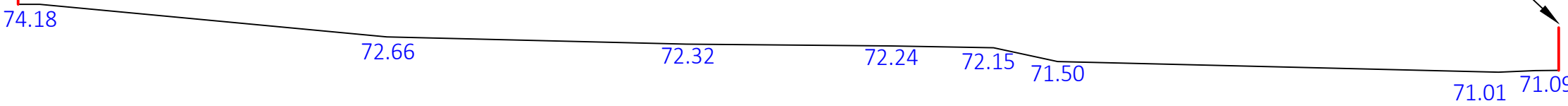
DEVELOPMENT AREA

A

A'

SECTION B-B'

APPLICATION SITE BOUNDARY



APPLICATION SITE BOUNDARY


DEVELOPMENT AREA

B

B'

SECTION C-C'

APPLICATION SITE BOUNDARY



APPLICATION SITE BOUNDARY

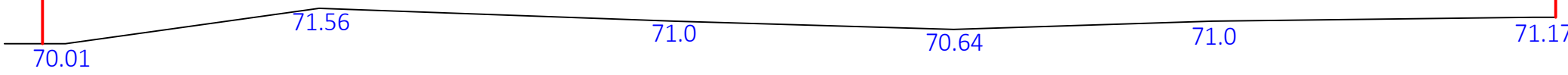
DEVELOPMENT AREA

C

C'

SECTION D-D'

APPLICATION SITE BOUNDARY



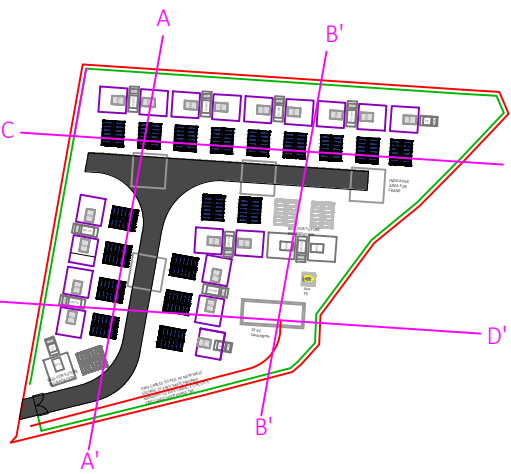
APPLICATION SITE BOUNDARY

DEVELOPMENT AREA

D

D'

KEY PLAN



NOTES

Any equipment shown is indicative of dimensions and general appearance and may be subject to minor amendments by the manufacturer or supplier

LEGEND

- BATTERY
- TWIN SKID
- CONCRETE PLINTHS
- REDLINE BOUNDARY
- FENCE
- 33kV SWITCHGEAR

REVISIONS

PX	REVISION'S NAME XXXXXX					
	AVE	01/10/24	XX	XX	XX	XX
REV	REVISION NOTES/COMMENTS					
	DRAWN BY	DATE	CHECKED BY	DATE	APPROVED BY	DATE



CLIENT  
FIG POWER

PROJECT  
PORT DUNDAS

TITLE  
EXISTING SITE SECTIONS

FIG POWER PROJECT NO. 000000		SCALE @ A1 1:250	PAGE NO. X:XXX
STATUS DESCRIPTION FOR INFORMATION			STATUS S2
DRAWING NO. (PROJECT CODE-ORIGINATOR-TYPE-NUMBER) 000067-FIG-DR-0012.1			REVISION P01